



## THE LABOUR COURT

### INDUSTRIAL RELATIONS (AMENDMENT) ACT 2015

#### APPLICATION FOR A REQUEST to EXAMINE THE TERMS AND CONDITIONS OF EMPLOYMENT IN A SECTOR

Name of applicant:	Unite the Union (Connect Trade Union Joint Application)
Address:	(Appendix 1.)
Contact Number:	(Appendix 1.)
Email Address:	(Appendix 1.)
Sector:	Mechanical Engineering Building Services Contracting Sector as defined by S.I. No. 59 of 2018 (Appendix 2.)
Class, type or group of workers to which the request relates:	
<p><b>Qualified Plumbers and Registered Apprentice Plumbers (Craftsperson) and Qualified Pipefitters and Registered Apprentice Pipefitters (Craftsperson) working in the Sector as defined in S.I. No. 59 of 2018.</b></p>	
<p>Please enter details of the arrangements (if any) by which terms and conditions relating to remuneration and any sick pay scheme or pension scheme, of the workers in the sector to which the request relates are determined:</p> <p><b>Terms and conditions of employment within this sector are currently determined by a National Collective Employment Agreement. The terms of this agreement are negotiated by the aforementioned Unions and the MEBSCA Employer Group, directly and under the auspices of the Workplace Relations Commission. Key elements of the collective agreement and other terms and conditions of employment are provided for within S.I. No. 59 of 2018.</b></p>	
<p>Where the applicant is a trade union of workers, please enter the name and address of any other trade union of workers that is representative of workers in the sector to which the request relates:</p> <p><b>Connect Trade Union, 6 Gardiner Row, Dublin 1,</b></p>	
<p>Where the applicant is a trade union of workers, please enter the name and address of any trade union of employers or organisation of employers that is representative of employers in the sector to which the request relates:</p> <p><b>MEBSCA (c/o Construction Industry Federation) Construction House Canal Road Dublin 6</b></p>	

Signature of Applicant: Thomas Fitzgerald

Date: 7/24/2022

**Appendix 1. Contact details of the applicants.**

<b>Applicant 1</b>	<b>Applicant 2</b>
Unite the Union	Connect Trade Union
55/56 Middle Abbey Street	6 Gardiner Row
Dublin 1	Dublin 1
Republic of Ireland	Republic of Ireland
Tel; 01 8980912	Tel; 01 8747047
Email; thomas.fitzgerald@unitetheunion.org	Email; construction@connectunion.ie

## **Appendix 2. Sector Definition**

For the purposes of this application the definition of the sector is taken directly from S.I. No. 59 of 2018 and states the following;

For the purposes of this Sectoral Employment Order the Mechanical Engineering Building Services Contracting Sector means the sector of the economy comprising the following economic activity:— *“The installation, alteration, fabrication, fitting, repair, maintenance, commission, removal and demolition in any building or its sites of articles, fittings, pipes, containers, tubes or instruments, storage facilities, etc. (including central heating apparatus, central plant apparatus, machinery and fuel containers connected thereto) for heating, cooling, including domestic hot and cold water systems, medical and process gases, process pipe services, utility pipe services and compressed and vacuum services of such buildings.”*


## STATUTORY DECLARATION

### THE INDUSTRIAL RELATIONS (AMENDMENT) ACT 2015

I Richie Browne , Regional Co-ordinating Officer of Unite the Union, whose principle place of business is 55-56 Middle Abbey Street, Dublin 1 aged 18 years and upwards make oath and say as follows:-

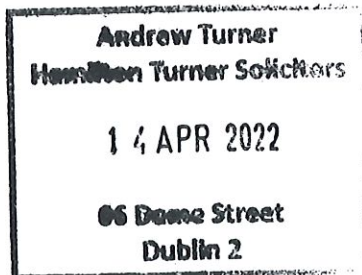
1. I say that I am the Regional Co-ordinating Officer of Unite the Union in the Republic of Ireland.
2. I further say and believe that Unite the Union holds a negotiating licence.
3. The address of Unite the Union is 55-56 Middle Abbey Street, Dublin 1.
4. The number of workers of the class, type or group to which the agreement relates who members are of Unite the Union is 3,623.
5. I say the total numbers which are members of the class, type or group to which the request relates ranges between 8,656 and 12,765. See further details set out at appendix A of this document in report from the Nevin Economic Research Institute (NERI).
6. I make this declaration from facts within my own knowledge save where otherwise appearing and whereso appearing I believe same to be true and pursuant to the provisions of the Statutory Declarations Act 1938.

SWORN by the said **Richie Browne**  
on the 14 day of APRIL 2022  
at 66 Dame Street Dublin 2  
in the City of Dublin  
before me a Practising Solicitor and I know the  
Deponent/~~the Deponent was identified to me by~~

  
-----  
Richie Browne  
Regional Co-ordinating Officer  
Unite the Union



PRACTISING SOLICITOR



Appendix A, Page 1

**Fitzgerald, Thomas**

**From:** Ciaran Nugent <ciaran.nugent@nerinstitute.net>  
**Sent:** 11 April 2022 15:40  
**To:** Fitzgerald, Thomas  
**Subject:** [EXTERNAL] Plumber and Pipefitter numbers working in Ireland  
**Attachments:** Census 2016 tables amalgamated.pdf; Change in construction employment 2016 - 2021.pdf

**EXTERNAL SENDER. Do not open any links or attachments unless you were expecting them from this sender. DO NOT provide your username or password.**

Dear Tom.

Further to your recent enquiry, I can confirm that the most recent figure for the number of plumbers and pipefitters working in Ireland is contained in the 2016 Census (<https://data.cso.ie/>, Table EB065 – attached).

- Total plumbers: 9,061 (of whom 2,999 were self-employed without paid employees)
- Total pipefitters: 683 (of whom 38 were self-employed without paid employees).

In order to extrapolate the likely growth in numbers since 2016, one can use two different bases:

- Overall employment growth in the construction sector between Q4 2016 and Q4 2021 was 31% (source: CSO, <https://data.cso.ie/>, Labour Force Survey Quarterly Series, Table QLF03 – attached).
- Growth in the number of Craft and Related Trades workers in Construction sector was 20% between Q4 2016 and Q3 2021 (source: Eurostat, <https://protect-eu.mimecast.com/s/z2AZCy9w5UNZM41tQHtcr?domain=appsso.eurostat.ec.europa.eu> – attached).

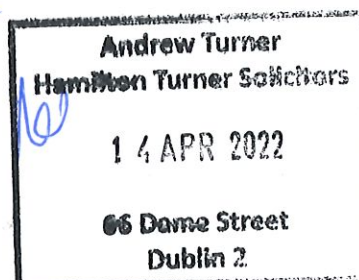
Using overall construction sector growth of 31%, the extrapolated growth in plumber numbers between 2016 and 2021 would be 11,870. If one removes the self-employed, the growth would be 8,871. Using the the 20% growth in Craft and Related Trades workers in the Construction sector, the extrapolated growth in plumber numbers between 2016 and 2021 would be 10,873. If one removes the growth in self-employed, the growth would be 7,874.

In respect of pipefitters, using overall construction sector growth of 31%, the extrapolated growth in pipefitter numbers between 2016 and 2021 would be 895. If one removes the self-employed, the growth would be 857. Using the the 20% growth in Craft and Related Trades workers in the Construction sector, the extrapolated growth in pipefitter numbers between 2016 and 2021 would be 820. If one removes the self-employed, the figure would be 782.

Based on the publicly available data (see relevant tables attached), it is thus reasonable to assume that the current total number of plumbers and pipefitters ranges between **11,693** (using the 20% growth figure registered in the 'Craft and Related Trades workers in the construction sector -10,873 + 820) and **12,765** (using the 31% growth in the overall construction sector – 11,870 +895)). If one removes those who are self-employed without paid employees, the figure would be between **8,656** (11,693-3037) and **9,728** (12,765-3037).

Best regards,  
Ciarán Nugent,  
Economist,  
Nevin Economic Research Institute

RB



Central Statistics Office

Census 2016 – Profile 11 – Employment, Occupations and Industry

Population Aged 15 Years and Over, Employed or Self-employed by Detailed Occupational Group

Table EB065 – accessed 30 March 2022

Pipefitters / Plumbers and heating and ventilating engineers

Results

Show 100 entries Search:

Statistic	CensusYear	Sex	Detailed Occupational Group	Unit	Value
Self-employed, without paid employees	2016	Both sexes	Pipe fitters	Number	38
Self-employed, without paid employees	2016	Both sexes	Plumbers and heating and ventilating engineers	Number	2,999
Total - At work	2016	Both sexes	Pipe fitters	Number	683
Total - At work	2016	Both sexes	Plumbers and heating and ventilating engineers	Number	9,061

Showing 1 to 4 of 4 entries Previous 1 Next

API Data Query Format JSON-stat (2.0)

Widget

ATB  
 Andrew Turner  
 Hamilton Turner Solicitors  
 14 APR 2022  
 66 Dame Street  
 Dublin 2

Construction employment 2016 – 2021

CSO: Quarterly Labour Force Survey

Table QLF03 – accessed 30 March 2022

Results						
Show 100 entries		Search:				
Statistic	Quarter	Sex	NACE Rev 2 Economic Sector	Unit	Value	
Persons aged 15-89 years in Employment	2016Q4	Both sexes	Construction (F)	Thousand	120.8	
Persons aged 15-89 years in Employment	2021Q4	Both sexes	Construction (F)	Thousand	158.3	
Persons aged 15-89 years in Employment (Seasonally Adjusted)	2016Q4	Both sexes	Construction (F)	Thousand	121.7	
Persons aged 15-89 years in Employment (Seasonally Adjusted)	2021Q4	Both sexes	Construction (F)	Thousand	158.4	

Showing 1 to 4 of 4 entries

Previous 1 Next

Eurostat: Employment by sex, age, occupation and economic activity

Craft and related trades workers in the construction sector – accessed 30 March 2022

Employment by sex, age, occupation and economic activity (from 2008 onwards, NACE Rev. 2) (1 000)

[lfsq\_eisn2]

Last update: 17.03.22

Source of data: Eurostat

AGE: 15 years or over SEX: Total NACE\_R2: Construction ISCO08: Craft and related trades workers UNIT: Thousand

	TIME	
GEO	2016Q4	2021Q3
Ireland	68.5	82.2

Available flags:  
**b** break in time series  
**e** estimated  
**p** provisional  
**u** low reliability

**o** confidential  
**f** forecast  
**r** revised  
**z** not applicable

**d** definition differs, see metadata  
**n** not significant  
**s** Eurostat estimate

Special value:  
**.** not available

*AT*

**Andrew Turner**  
 Hamilton Turner Solicitors  
 14 APR 2022  
 66 Dame Street  
 Dublin 2